

# FAU Libraries



Libraries All-Staff Meeting

November 13, 2018

BE *bold.*





# UNIVERSITY LIBRARIES

## Priorities and Strategies *(within 12 months)*

### 4-year Graduation Rate

- Utilize Owl Central and other tools to track usage and measure against grad rates, including:
  - Logins to e-resources and Wifi
  - Student participation in library programs and events
  - Attendance at library instruction sessions and tours
  - Attendance at special events and programs
  - Usage of Interlibrary Loan services
  - Entry to Wimberly after 10 p.m.
- Improve library instruction program by:
  - Reviewing instruction program with CLASS & Colleges to ensure the right content
  - Marketing more aggressively to faculty
- Retrain all staff and faculty as on-the-spot help for students and put more staff out in public areas
- Open IT service desk and staff with student workers
- Conduct more tours using students
- Further develop Student Library Advisory Committee
- Carry out student focus groups to follow up on spring 2018 student survey
- Develop student book and film clubs in response to student requests
- Revisit shared spaces with Writing Center, Math Tutors, etc. to increase awareness of services
- Increase Reserves collection to reduce costs to students



## UNIVERSITY LIBRARIES

### Priorities and Strategies *(within 12 months)*

#### Priority KPI #2 – Freshman Retention Rate FTIC (FT)

- Work with Advising to develop a Library mentor program for freshmen
- Work with Advising and Student Affairs to develop a common book program for freshman and help run discussion sessions
- Partner with Advising to develop a library module to be incorporated into Advising
- Target library instruction programs to GenEd courses
- Place library student assistants in Residence Halls at set times
- Continue partnerships with Orientation for programs focused on new students and their parents
- Explore setting aside space in the library as lounge for first-year students, with staffing
- Offer presentation times on 5<sup>th</sup> floor and in Jupiter library for student clubs and student support services
- Continue to partner with clubs and support groups on events, such as Denim Day, Progressive Black Men, etc.



## UNIVERSITY LIBRARIES

### Priorities and Strategies *(within 12 months)*

#### **Priority KPI #3 – Percent of Course Sections That Have Adopted OER**

- Continue ACT program with Center for eLearning (Adopt, Adapt, Author OER)
- Set targets for liaison librarians to assist increasing number of instructional faculty, targeting higher enrolled courses first
- Market OER to faculty ahead of textbook selection deadlines
- Develop new and expand existing library resources to assist with finding OER
- Work with SUS and FLVC on developing single search tool for finding OER
- Assign one librarian as OER specialist
- Recruit and hire replacement Scholarly Communication Librarian
- Continue to bring in speakers and develop programming for faculty information on OER
- Continue to work with Bookstore and others on integration of OER into Canvas, Curriculum Builder, and the textbook selection tool

# KPI Portal



## KPIs Common to All Colleges

KPI				1 Year Actual	1 Year Target	3 Year Actual	3 Year Target	Actions
Net Tuition & Fees per 120 Credit Hours (PBF)	Graduated 2015-16	Graduated 2016-17	Graduated 2017-18	Graduate 2018-19	Graduate 2018-19	Graduate 2020-21	Graduate 2020-21	Edit Strategies
	\$16,650	\$15,520	\$14,190		13,800		12,500	
Percent of Bachelors Enrolled or Employed in the U.S. 1-year After Graduation (PBF)	Graduated 2013-14	Graduated 2014-15	Graduated 2015-16	Graduate 2018-19	Graduate 2018-19	Graduate 2020-21	Graduate 2020-21	Edit Strategies
	68.4%	67.5%	68.9%		69		72	
Academic Progress Rate (PBF)	Entering Cohort Fall 2015	Entering Cohort Fall 2016	Entering Cohort Fall 2017	Entering Cohort Fall 2018	Entering Cohort Fall 2018	Entering Cohort Fall 2020	Entering Cohort Fall 2020	Edit Strategies
	74.7%	78.4%	80.3%		81		83	

# Dashboard for the Libraries



[Go to Dashboard](#)

## FAU Institutional Performance Key Performance Indicators

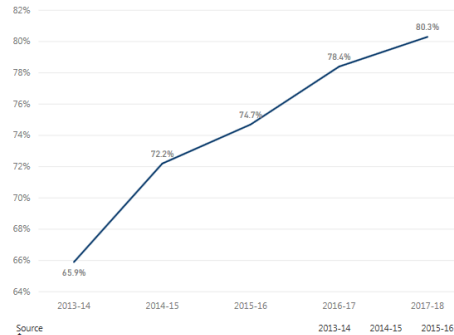
College ⌵

Undergraduate Studies	Overall University	<b>Libraries</b>	Honors College
Graduate College	College of Science	College of Nursing	College of Engineering
College of Education	College of Design And Social Ina.	College of Business	Arts and Letters

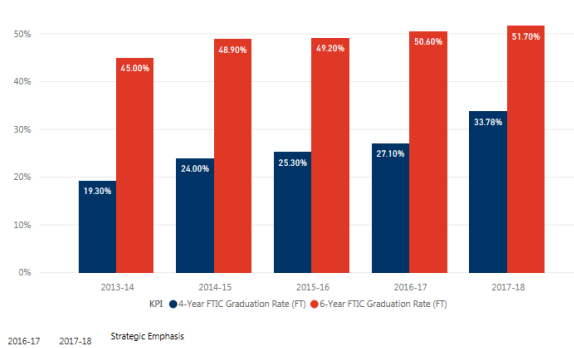
4-Yr Grad Rate (FT)	Progress Rate	W/O Excess Hours	Avg. HS GPA
<b>33.78%</b>	<b>80.30%</b>	<b>75.30%</b>	<b>3.78</b>

### Performance Based Funding

Academic Progress Rate



4 and 6 Year Grad Rates



Source

Strategic Emphasis

# Dashboard for the Libraries



[Return to Dashboard](#)

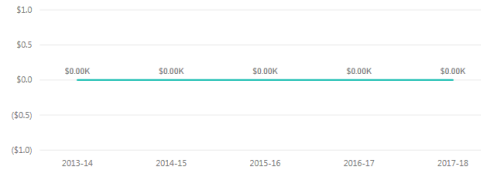
2013-14
2014-15
2015-16
2016-17
2017-18

● Percentage of Graduate Degrees in Areas of Strategic Emphasis 
 ● Percentage of Undergraduate Degrees in A...

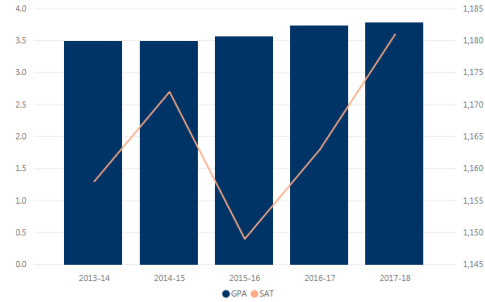
## Preeminence

KPI	2013-14	2014-15	2015-16	2016-17	2017-18
Average HS GPA	3.50	3.50	3.57	3.74	3.78
Average SAT Score	1,158.00	1,172.00	1,149.00	1,163.00	1,181.00
Doctoral Degrees Awarded (Research, Medicine, and Health Related)	126.00	164.00	181.00	200.00	199.00
National Academy Memberships	0.00	0.00	0.00	0.00	0.00
Number of Post-Doctoral Appointments	0.00	0.00			
Research Expenditures	\$0.00	\$0.00	\$0.00	\$0.00	\$0.00

### Research Expenditure

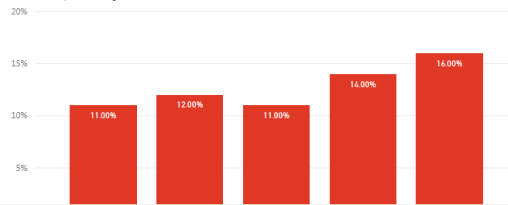


### Avg. HS GPA & SAT



## USNews

### Freshman Top 10% of High School Class



KPI	2013-14	2014-15	2015-16	2016-17	2017-18
Freshman Retention Rate FTIC (FT)	74.60%	77.80%	77.10%	80.10%	82.10%
Freshman in Top 10% of High School Class	11.00%	12.00%	11.00%	14.00%	16.00%
6-Year FTIC Graduation Rate (FT)	45.00%	48.90%	49.20%	50.60%	51.70%

### Freshman Retention Rate (FT)

